

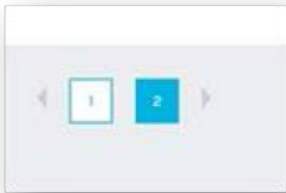
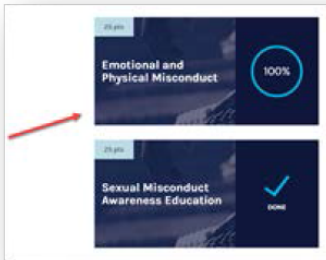
APT Quick Steps: REMINDER: If the individuals APT isn't matching to their member record and you can't locate it in SWIMS under SEARCH > Background Check / Athlete Protection Training Search, please tell the member to follow these steps:

To complete the 100% courses:

1. Go to www.usaswimming.org/apt
2. Click on the course with 100%
3. Select "2" from the navigation at the bottom of the screen
4. Click next and complete the course evaluation

Once you have fulfilled the requirement there will be a check mark on the course and you will receive an email congratulating you for completing the Athlete Protection Training.

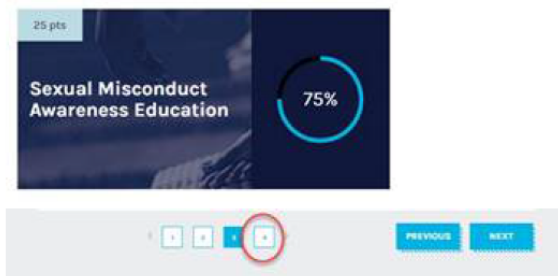
Example:



To complete the 75% courses:

1. Go to www.usaswimming.org/apt
2. Click on the course with 75%
3. Select "4" from the navigation at the bottom of the screen
4. Watch the video
5. Once the video is finished, click next and complete the course evaluation

Example:



Once you have fulfilled the requirement there will be a check mark on the courses and you will receive an email congratulating you for completing the requirement.